




FAITHFULLY TEACHING AT HOME

ENDING consonant SOUNDS






Thank you for downloading this resource!

My name is Jacquelyn. I have homeschooled my 4 children for 21+ years (and still going strong!). With a college background in Early Childhood Education and a love of reading and picture books, I love to create resources for homeschooling families!

Have you grabbed my free Homeschooling Academic Skills Checklist yet? [Get it free here!](#)



Be sure to visit my blog for posts about homeschooling!

I would love to connect with you:



TERMS & CONDITIONS: This resource is for your personal use or classroom use. Please **do not** repost this resource as free or for your own profit or post this on a website for download.

THANK YOU: Thank you to these amazing clip artists for the **high-quality** graphics!



TABLE OF CONTENTS

Page #	Activity	How to Use
6 - 8	Set #1	Endings: d, g, k, l, n
9 - 11	Set #2	Endings: f, g, l, n,
12 - 14	Set #3	Endings: n, p, r, s
15 - 17	Set #4: School	Endings: k, l, n, r
18 - 20	Set #5: Autumn	Endings: d, l, m, n, r
21 - 23	Set #6: Halloween	Endings: b, k, l, n, r
24 - 26	Set #7: Summer	Endings: b, d, l, n
27 - 29	Set #8: Christmas	Endings: g, n, t
30 - 32	Set #9: Food	Endings: d, k, l, n, p, r, t
33 - 35	Set #10: Thanksgiving	Endings: d, l, m, n, t
36 - 38	Set #11	Endings: g, k, l, r, t
39 - 41	Set #12	Endings: d, k, l, n, p, r, t
42 - 44	Set #13	Endings: g, k, l, n, r, s, t
45 - 46	Set #14: Fast Food	Endings: g, k, l, m, n, t
47 - 49	Set #15	Endings: g, l, m, t, x
50 - 52	Set #16	Endings: g, l, m, t, x

DIRECTIONS

Ending Sounds Worksheets

Teacher

- ☐ Use these worksheets to practice phonics and listening skills.
- ☐ These worksheets cover final sound isolation.
- ☐ Students will listen for the ending consonant sound of each word.
- ☐ I've included color worksheets so that you can print and laminate (or put in a dry erase sleeve) to use with a dry erase marker. You can use these over and over!
- ☐ Printable student directions are below.

DIRECTIONS

Student

- ☐ Look at each picture.
- ☐ Say the word.
- ☐ What sound does the word end with?
- ☐ Find the letter of the sound below the picture and circle it.

Name: _____

Date: _____

FIND THE ENDING SOUND

Directions Look at each picture and say its name. Listen to the last sound in the word. Draw a line from the picture to the letter that matches the ending sound.



f

m

n



m

k

l



g

p

n



t

r


g



l

m


n



n

l

s



d

h

n



n

m

s

Name: _____

Date: _____

FIND THE ENDING SOUND

Directions Look at each picture and say its name. Listen to the last sound in the word. Draw a line from the picture to the letter that matches the ending sound.



f

m

n



m

k

l



g

p

n



t

r


g



l

m

n



n

l

s



d

h

n



n

m

s

Name: _____

Date: _____

FIND THE ENDING SOUND

Directions Look at each picture and say its name. Listen to the last sound in the word. Draw a line from the picture to the letter that matches the ending sound.



muffin

f
m
n



milk

m
k
l



yogurt

g
p
n




penguin

t
r
g



lion

l
m
n




snail

n
l
s



hand

d
h
n



snowman

n
m
s

Name: _____ Date: _____

FIND THE ENDING SOUND

Directions Look at each picture and say its name. Listen to the last sound in the word. Draw a line from the picture to the letter that matches the ending sound.



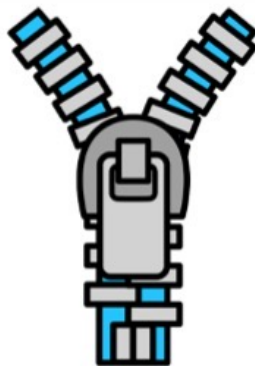
n
m
c



g
w
n



s
g
d



r
z
p



g
r
l



r
s
t



w
r
b



f
l
r

Name: _____ Date: _____

FIND THE ENDING SOUND


Directions Look at each picture and say its name. Listen to the last sound in the word. Draw a line from the picture to the letter that matches the ending sound.



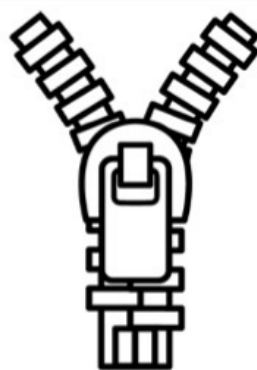
n
m
c



g
w
n



s
g
d



r
z
p



g
r
l



r
s
t



w
r
b

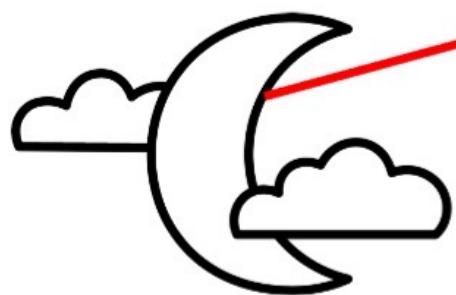


f
l
r

Name: _____ Date: _____


FIND THE ENDING SOUND

Directions Look at each picture and say its name. Listen to the last sound in the word. Draw a line from the picture to the letter that matches the ending sound.




moon

n
m
c



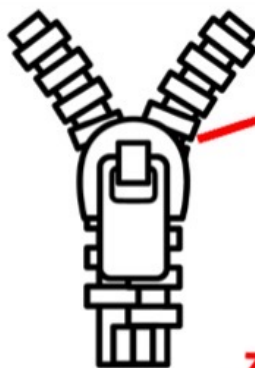
wagon

g
w
n



dog

s
g
d




zipper

r
z
p




girl

g
r
l



star

r
s
t



bear

w
r
b




leaf

f
l
r


Name: _____ Date: _____

FIND THE ENDING SOUND

Directions Look at each picture and say its name. Listen to the last sound in the word. Draw a line from the picture to the letter that matches the ending sound.



n
t
s




m
s
n



s
c
n



c
r
t



t
n
s



r
n
p



m
r
n




t
c
r

Name: _____ Date: _____

FIND THE ENDING SOUND

Directions Look at each picture and say its name. Listen to the last sound in the word. Draw a line from the picture to the letter that matches the ending sound.



n
t
s




m
s
n



s
c
n



c
r
t



t
n
s



r
n
p



m
r
n




t
c
r

Name: _____ Date: _____


FIND THE ENDING SOUND

Directions Look at each picture and say its name. Listen to the last sound in the word. Draw a line from the picture to the letter that matches the ending sound.



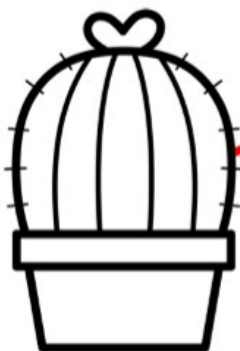
ant

n
t
s



acorn

m
s
n




cactus

s
c
n



cat

c
r
t



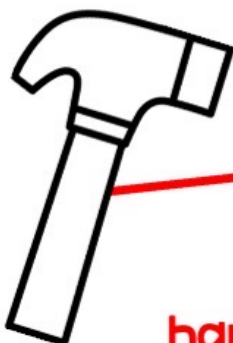
astronaut

t
n
s



harp

r
n
p



hammer

m
r
n




carrot

t
c
r


Name: _____ Date: _____

ENDING SOUNDS: SCHOOL

Directions Look at each picture and say its name. Listen to the last sound in the word. Draw a line from the picture to the letter that matches the ending sound.




r
l
v




b
k
n



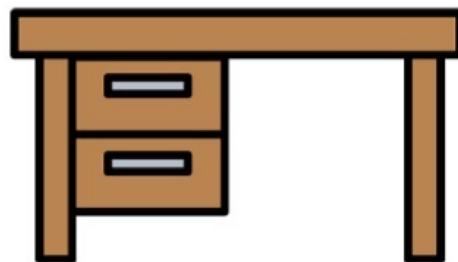
t
g
r




l
p
n




t
r
p



d
s
k



s
r
m

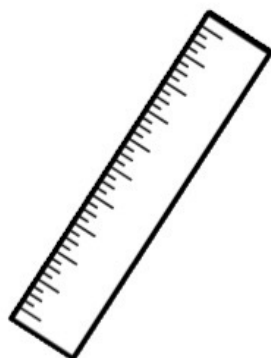


n
r
c


Name: _____ Date: _____

ENDING SOUNDS: SCHOOL


Directions Look at each picture and say its name. Listen to the last sound in the word. Draw a line from the picture to the letter that matches the ending sound.



r
l
v




b
k
n



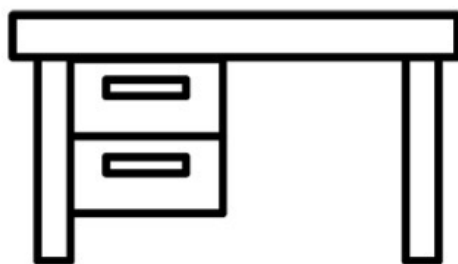
t
g
r



l
p
n



t
r
p



d
s
k



s
r
m

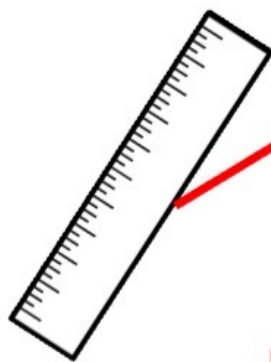


n
r
c

Name: _____ Date: _____


ENDING SOUNDS: SCHOOL

Directions Look at each picture and say its name. Listen to the last sound in the word. Draw a line from the picture to the letter that matches the ending sound.




ruler

r
l
v



book

b
k
n



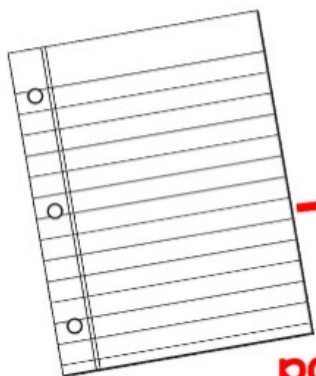
teacher

t
g
r



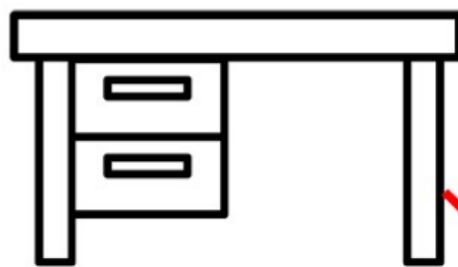
pencil

l
p
n



paper

t
r
p



desk

d
s
k



eraser

s
r
m



crayon

n
r
c

Name: _____ Date: _____

ENDING SOUNDS: AUTUMN

Directions Look at each picture and say its name. Listen to the last sound in the word. Draw a line from the picture to the letter that matches the ending sound.



t
l
f



c
r
n



n
p
k




s
m
n



f
r
s



n
w
g



c
r
n



g
r
d

Name: _____ Date: _____

ENDING SOUNDS: AUTUMN

Directions Look at each picture and say its name. Listen to the last sound in the word. Draw a line from the picture to the letter that matches the ending sound.



t
l
f



c
r
n



n
p
k




s
m
n




f
r
s



n
w
g



c
r
n




g
r
d

Name: _____ Date: _____


ENDING SOUNDS: AUTUMN

Directions Look at each picture and say its name. Listen to the last sound in the word. Draw a line from the picture to the letter that matches the ending sound.



football

t
l
f



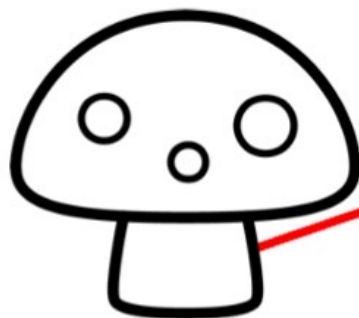
corn

c
r
n




pumpkin

n
p
k




mushroom

s
m
n




sunflower

f
r
s



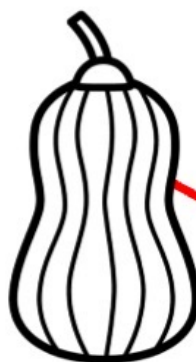
wagon

n
w
g



acorn

c
r
n



gourd

g
r
d

Name: _____ Date: _____

ENDING SOUNDS: HALLOWEEN


Directions Look at each picture and say its name. Listen to the last sound in the word. Draw a line from the picture to the letter that matches the ending sound.



m

l

n



s

r


p



t

b


k



p

s

n



w

r

b



t

s

g



c

r

t



l

s

k

Name: _____ Date: _____

ENDING SOUNDS: HALLOWEEN


Directions Look at each picture and say its name. Listen to the last sound in the word. Draw a line from the picture to the letter that matches the ending sound.



m

l

n



s

r


p



t

b


k



p

s

n



w

r

b



t

s

g



c

r

t



l

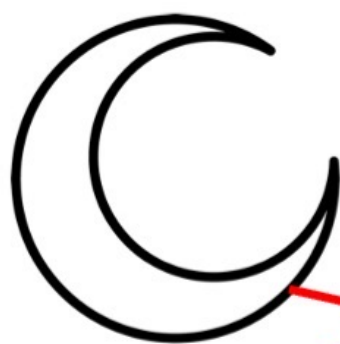
s

k

Name: _____ Date: _____


ENDING SOUNDS: HALLOWEEN

Directions Look at each picture and say its name. Listen to the last sound in the word. Draw a line from the picture to the letter that matches the ending sound.




moon

m
l
n



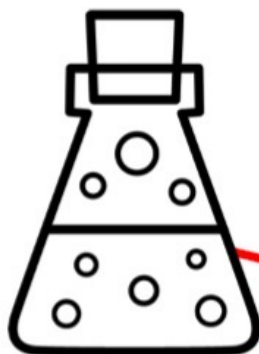
spider

s
r
p



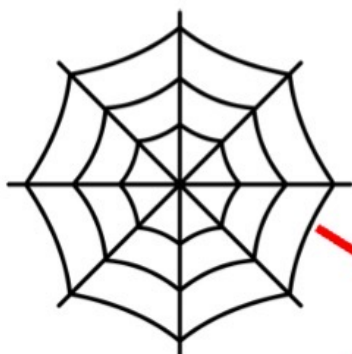
bat

t
b
k



potion

p
s
n




web

w
r
b



ghost

t
s
g



cat

c
r
t




skull

l
s
k

Name: _____ Date: _____

ENDING SOUNDS: SUMMER

Directions Look at each picture and say its name. Listen to the last sound in the word. Draw a line from the picture to the letter that matches the ending sound.




s
m
n



b
c
r



b
t
s



c
l
s



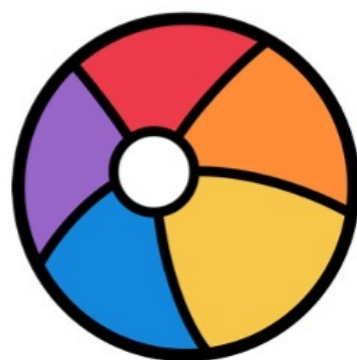
r
n
t



l
p
n



l
d
n




l
b
h

Name: _____ Date: _____

ENDING SOUNDS: SUMMER

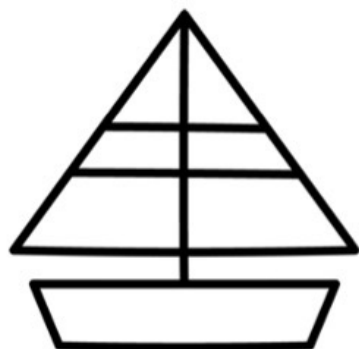
Directions Look at each picture and say its name. Listen to the last sound in the word. Draw a line from the picture to the letter that matches the ending sound.




s
m
n



b
c
r



b
t
s



c
l
s



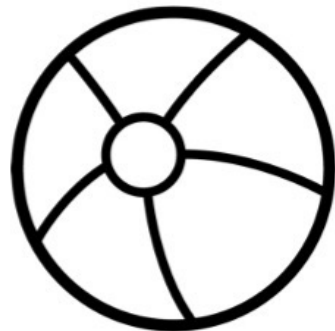
r
n
t



l
p
n



l
d
n




l
b
h

Name: _____ Date: _____

ENDING SOUNDS: SUMMER

Directions Look at each picture and say its name. Listen to the last sound in the word. Draw a line from the picture to the letter that matches the ending sound.



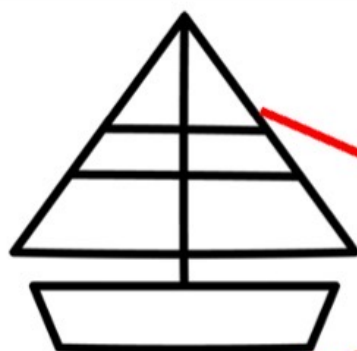
sun

s
m
n



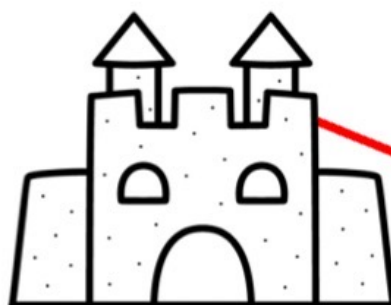
crab

b
c
r



sailboat

b
t
s



sandcastle

c
l
s



bucket

r
n
t




pineapple

l
p
n



lemonade

l
d
n



beach ball

l
b
h

Name: _____ Date: _____

ENDING SOUNDS: CHRISTMAS

Directions Look at each picture and say its name. Listen to the last sound in the word. Draw a line from the picture to the letter that matches the ending sound.




p
t
n



b
r
g



n
m
g



t
l
f




r
n
t



n
s
m



c
y
n




l
s
t

Name: _____ Date: _____

ENDING SOUNDS: CHRISTMAS

Directions Look at each picture and say its name. Listen to the last sound in the word. Draw a line from the picture to the letter that matches the ending sound.



p
t
n



b
r
g



n
m
g




t
l
f




r
n
t



n
s
m



c
y
n




l
s
t

Name: _____ Date: _____

ENDING SOUNDS: CHRISTMAS

Directions Look at each picture and say its name. Listen to the last sound in the word. Draw a line from the picture to the letter that matches the ending sound.



gift

p
t
n



bag

b
r
g



gingerbread man

n
m
g



hat

t
l
f



ornament

r
n
t



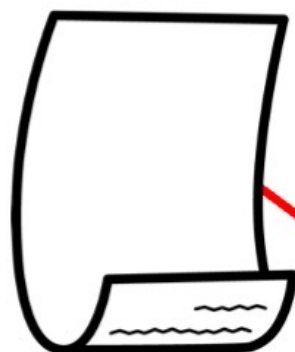
snowman

n
s
m



candy cane

c
y
n




list

l
s
t

Name: _____ Date: _____

ENDING SOUNDS: FOOD


Directions Look at each picture and say its name. Listen to the last sound in the word. Draw a circle around the letter that matches the ending sound.



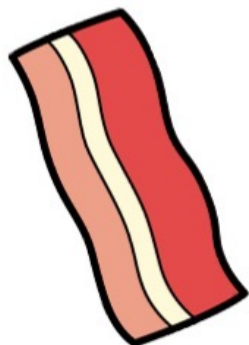
l r s



n d t



c n h




b n c




w f l



k m l



b d r



r p b




p s r

Name: _____ Date: _____

ENDING SOUNDS: FOOD

Directions Look at each picture and say its name. Listen to the last sound in the word. Draw a circle around the letter that matches the ending sound.




l r s




n d t



c n h




b n c



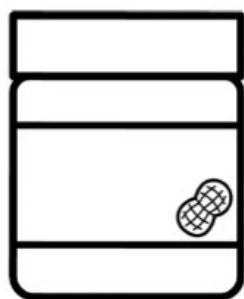
w f l



k m l



b d r



r p b



p s r

Name: _____ Date: _____

ENDING SOUNDS: FOOD

Directions Look at each picture and say its name. Listen to the last sound in the word. Draw a circle around the letter that matches the ending sound.

cereal



l r s

doughnut




n d t

chicken



c n h

bacon



b n c

waffle




w f l

milk



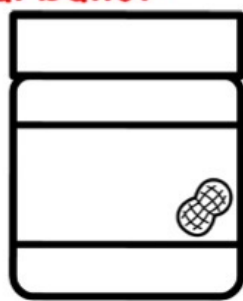
k m l

bread



b d r

peanut butter



r p b

syrup



p s r

Name: _____ Date: _____

ENDING SOUNDS: THANKSGIVING

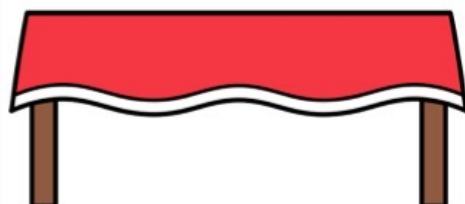
Directions Look at each picture and say its name. Listen to the last sound in the word. Draw a circle around the letter that matches the ending sound.




l f t




h v t



t l b



p t l



t f h




p m n



j m s



w h t

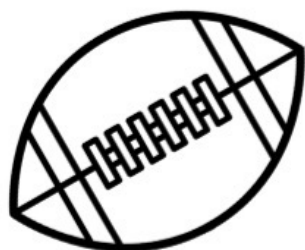


d b r

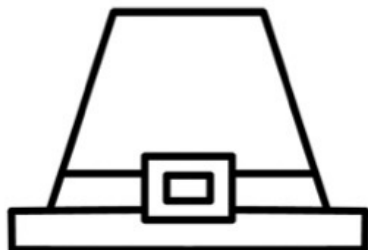
Name: _____ Date: _____

ENDING SOUNDS: THANKSGIVING

Directions Look at each picture and say its name. Listen to the last sound in the word. Draw a circle around the letter that matches the ending sound.



l f t




h v t



t l b



p t l



t f h



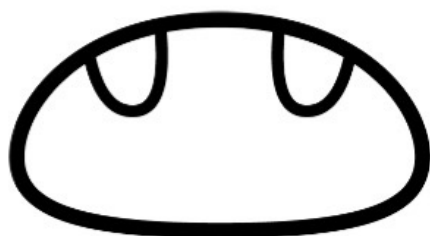
p m n



j m s



w h t



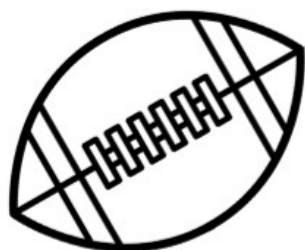
d b r

Name: _____ Date: _____

ENDING SOUNDS: THANKSGIVING

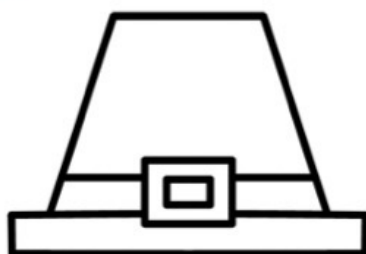
Directions Look at each picture and say its name. Listen to the last sound in the word. Draw a circle around the letter that matches the ending sound.

football



l f t

hat




h v t

table



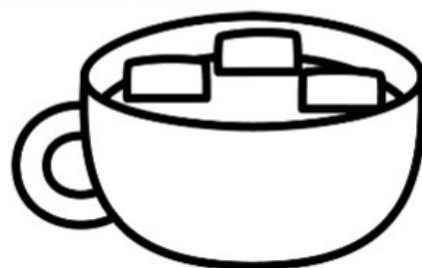
t l b

apple



p t l

hot chocolate



t f h

pumpkin



p m n

jam



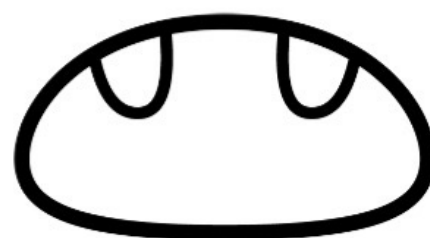
j m s

wheat



w h t

bread



d b r

Name: _____ Date: _____

FIND THE ENDING SOUNDS

Directions Look at each picture and say its name. Listen to the last sound in the word. Draw a circle around the letter that matches the ending sound.




l	f	r
---	---	---




r	f	g
---	---	---



f	l	b
---	---	---




g	r	f
---	---	---



f	g	l
---	---	---



f	h	r
---	---	---



r	f	h
---	---	---



f	r	k
---	---	---



h	t	f
---	---	---

Name: _____ Date: _____

FIND THE ENDING SOUNDS

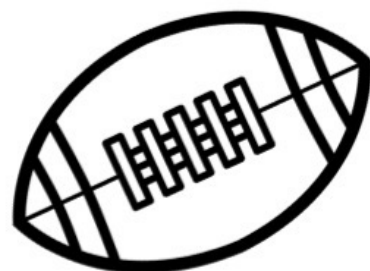
Directions Look at each picture and say its name. Listen to the last sound in the word. Draw a circle around the letter that matches the ending sound.




l	f	r
---	---	---




r	f	g
---	---	---



f	l	b
---	---	---




g	r	f
---	---	---



f	g	l
---	---	---



f	h	r
---	---	---



r	f	h
---	---	---



f	r	k
---	---	---



h	t	f
---	---	---

Name: _____ Date: _____

FIND THE ENDING SOUNDS

Directions Look at each picture and say its name. Listen to the last sound in the word. Draw a circle around the letter that matches the ending sound.

flower



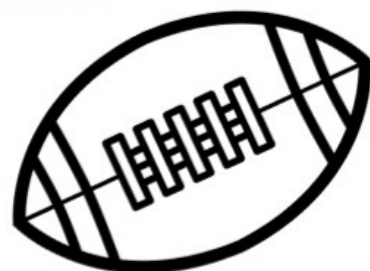
l f **r**

finger




r f g

football




f **l** b

frog



g r f

flag




f **g** l

feather



f h **r**

fire



r f h

fork



f r **k**

foot




h **t** f

Name: _____ Date: _____

FIND THE ENDING SOUNDS

Directions Look at each picture and say its name. Listen to the last sound in the word. Draw a circle around the letter that matches the ending sound.



k d r



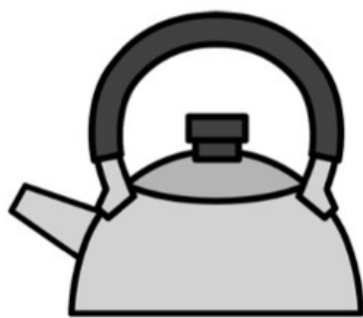
j k t



k y b



t k f




k t l



p k c



r j h



f n v

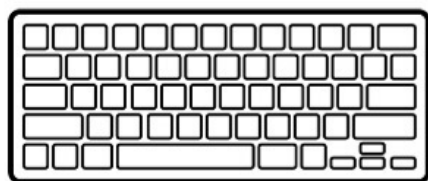


b l n

Name: _____ Date: _____

FIND THE ENDING SOUNDS

Directions Look at each picture and say its name. Listen to the last sound in the word. Draw a circle around the letter that matches the ending sound.



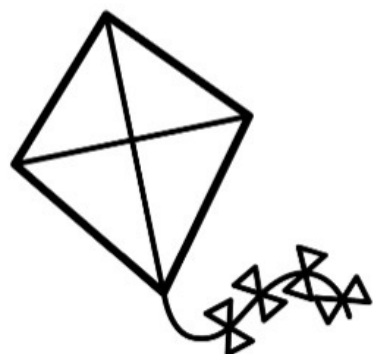
k d r



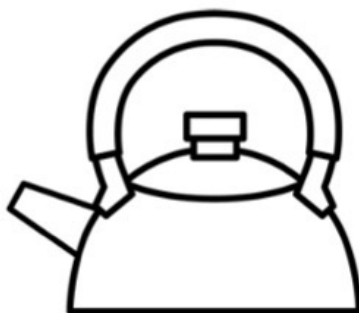
j k t



k y b



t k f



k t l




p k c



r j h



f n v



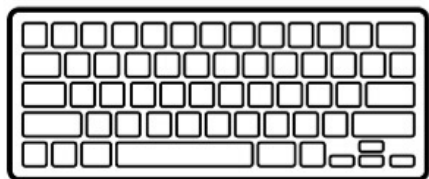
b l n

Name: _____ Date: _____

FIND THE ENDING SOUNDS

Directions Look at each picture and say its name. Listen to the last sound in the word. Draw a circle around the letter that matches the ending sound.

keyboard



k d r

jacket



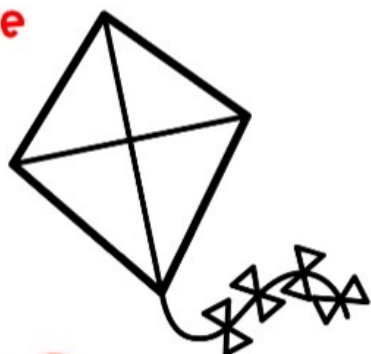
j k t

kayak



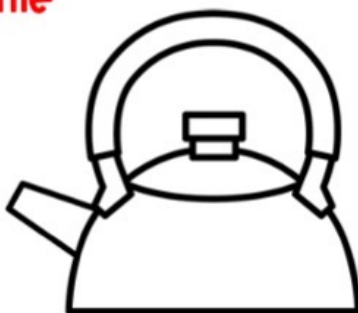
k y b

kite



t k f

kettle



k t l

Ketchup



p k c

jar




r j h

oven



f n v

balloon



b l n


Name: _____ Date: _____

FIND THE ENDING SOUNDS


Directions Look at each picture and say its name. Listen to the last sound in the word. Draw a circle around the letter that matches the ending sound.



s	h	r
---	---	---



r	l	t
---	---	---



k	y	v
---	---	---




t	b	r
---	---	---




l	b	r
---	---	---



p	g	h
---	---	---



r	m	t
---	---	---



l	n	w
---	---	---



b	l	n
---	---	---


Name: _____ Date: _____

FIND THE ENDING SOUNDS


Directions Look at each picture and say its name. Listen to the last sound in the word. Draw a circle around the letter that matches the ending sound.



s h r



r l t



k y v




t b r




l b r



p g h



r m t



l n w



b l n


Name: _____ Date: _____

horse



s h r

turtle



r l t

yak



k y v

rabbit



t b r

lobster




l b r

hedgehog



p g h

rat



r m t

narwhal



l n w

lion



b l n


Name: _____ Date: _____

ENDING SOUNDS: JUNK FOOD

Directions Look at each picture and say its name. Listen to the last sound in the word. Draw a circle around the letter that matches the ending sound.



c k r




p l t



p s l



n p c




l t c



d n t



k n p



h d g



g m b


Name: _____ Date: _____

ENDING SOUNDS: JUNK FOOD


Directions Look at each picture and say its name. Listen to the last sound in the word. Draw a circle around the letter that matches the ending sound.



c k r



p l t




p s l



n p c



l t c




d n t



k n p



h d g



g m b

Name: _____ Date: _____

ENDING SOUNDS: JUNK FOOD


Directions Look at each picture and say its name. Listen to the last sound in the word. Draw a circle around the letter that matches the ending sound.

cake



c k r

pretzel



p l t

popsicle



p s l

popcorn



n p c

chocolate



l t c

doughnut



d n t

cupcake




k n p

hot dog



h d g

gum




g m b

Name: _____ Date: _____

FIND THE ENDING SOUNDS

Directions Look at each picture and say its name. Listen to the last sound in the word. Draw a circle around the letter that matches the ending sound.




m	t	g
---	---	---




b	l	c
---	---	---




b	s	l
---	---	---



l	b	c
---	---	---



w	x	y
---	---	---



b	k	t
---	---	---



m	b	x
---	---	---



f	l	g
---	---	---




n	m	b
---	---	---

Name: _____ Date: _____

FIND THE ENDING SOUNDS

Directions Look at each picture and say its name. Listen to the last sound in the word. Draw a circle around the letter that matches the ending sound.



m t g



b l c



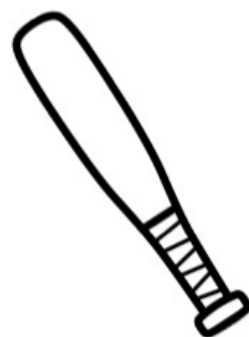
b s l



l b c



w x y



b k t



m b x



f l g




n m b

Name: _____ Date: _____

FIND THE ENDING SOUNDS

Directions Look at each picture and say its name. Listen to the last sound in the word. Draw a circle around the letter that matches the ending sound.

magnet



m t g

bicycle



b l c

baseball



b s l

bell



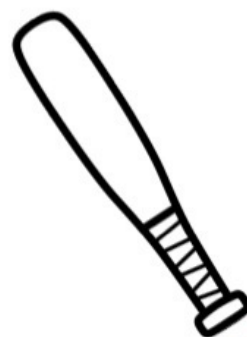
l b c

axe



w x y

bat



b k t

mailbox



m b x

golf



f l g

button



n m b

Name: _____ Date: _____

FIND THE ENDING SOUNDS


Directions Look at each picture and say its name. Listen to the last sound in the word. Draw a circle around the letter that matches the ending sound.



r	t	c
---	---	---



v	l	n
---	---	---



w	h	l
---	---	---



n	r	c
---	---	---



w	t	r
---	---	---



n	k	t
---	---	---



m	g	v
---	---	---



r	s	n
---	---	---



w	m	r
---	---	---

Name: _____ Date: _____

FIND THE ENDING SOUNDS


Directions Look at each picture and say its name. Listen to the last sound in the word. Draw a circle around the letter that matches the ending sound.



r	t	c
---	---	---



v	l	n
---	---	---



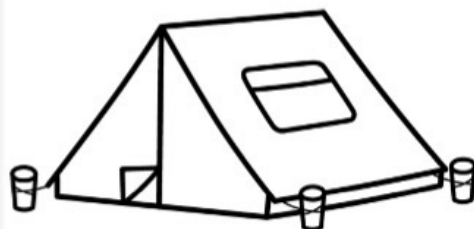
w	h	l
---	---	---



n	r	c
---	---	---



w	t	r
---	---	---




n	k	t
---	---	---



m	g	v
---	---	---



r	s	n
---	---	---



w	m	r
---	---	---

Name: _____ Date: _____

FIND THE ENDING SOUNDS

Directions Look at each picture and say its name. Listen to the last sound in the word. Draw a circle around the letter that matches the ending sound.

tractor




r t c

violin



v l n

whale



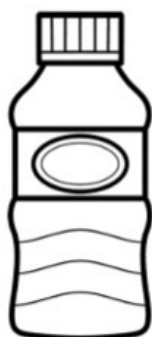
w h l

unicorn



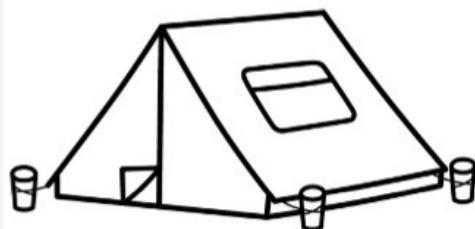
n r c

water



w t r

tent



n k t

video game




m g v

nurse



r s n

worm



w m r